P1CA-SAMSAM-F190-240

RF flexible cable assembly, SMA Male to SMA Male, 0.190 inch flexible coaxial cable, 240 inch (20 ft). Length +/- 1 inch. Low loss phase stable test cables. Frequency DC to 18 GHz.

Product Features

P1CA-SAMSAM-F190-240 is a low loss, phase stable test cables with SMA male connectors.
The cable is F190 triple shield flex which is 0.19 inch diameter.
Frequency is DC to 18 GHz.

Electrical Specification: $T_{Ambient}$ = 25° C

Parameter	Frequency Range	Units	Min	Typical	Max	Notes
Frequency Range		GHz	DC		18.0	

Mechanical And Environmental Specifications:

Parameter	Description	Notes
Connector 1	SMA Male	
Connector 2	SMA Male	
Length	240.0	
RoHS Compliance	Yes	

Drawing

P1dB, Inc. 188 Martinvale Lane, San Jose, CA 95119 +1(408)613-4857

sales@p1dB.com

P1CA-SAMSAM-F190-240

RF flexible cable assembly, SMA Male to SMA Male, 0.190 inch flexible coaxial cable, 240 inch (20 ft). Length +/- 1 inch. Low loss phase stable test cables. Frequency DC to 18 GHz.

Features&Benefits

- 70%Vp PTFE Tape+SPC Ribbon+Tri-Sheild
- Low Loss, Better bending performance,Durable

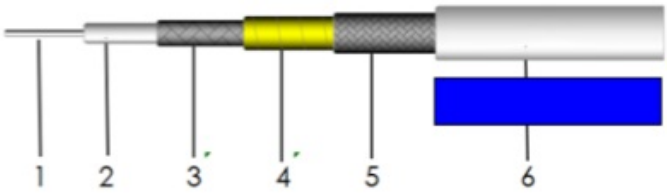

Construction Specification

	Description	Size（mm)	Tol.	Materials
1	Center conductor	0.94	±0.02	Silver Plated Copper
2	Dielectric	2.98	±0.03	LD PTFE
3	Outer conductor	3.25	±0.05	Silver Plated Copper Foil
4	InnerTape	3.35	±0.08	PTFE
5	Outer shield	3.90	±0.10	Silver Plated Copper
6	Jacket	4.85	±0.10	Blue or TR FEP+ Marker

Mechanical&Environmental Specifications

Bend Radius:installation (mm)	24
Bend Radius:repeated (mm)	48
Weight (g/m)	55
Temp, Operating&Installation (℃)	-55～125
Temp, Storage (℃)	-65～125

Electrical Specifications

Operation Frequency (GHz)	18
Impedance (Ohms)	50
Velocity of Propagation	70%
Sheilding Effectiveness (dB)	100
Voltage Withstand (V,DC)	1000

Graph

P1dB, Inc. 188 Martinvale Lane, San Jose, CA 95119 +1(408)613-4857

sales@p1dB.com

P1CA-SAMSAM-F190-240

RF flexible cable assembly, SMA Male to SMA Male, 0.190 inch flexible coaxial cable, 240 inch (20 ft). Length +/- 1 inch. Low loss phase stable test cables. Frequency DC to 18 GHz.

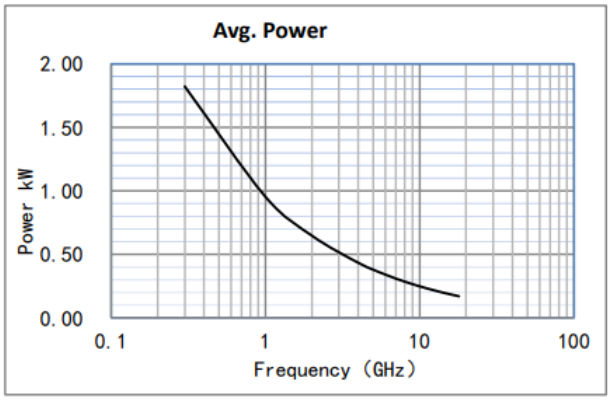

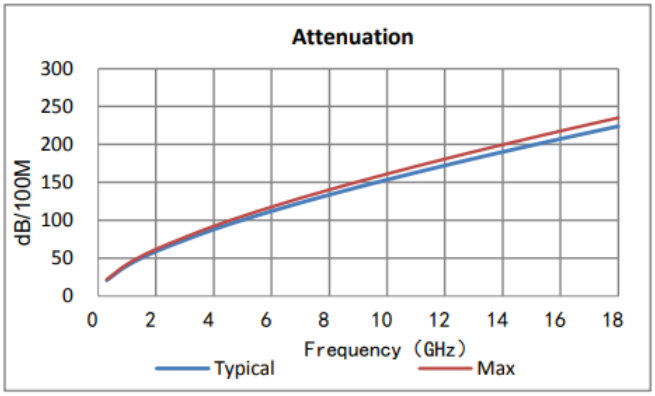

Attenuation（Typical@25ºC&VSWR=1.0）&Power（VSWR=1.0;40ºC;Sea Level）

Frequency MHz	300	1000	2000	4000	6000	8000	10000	12000	13500	14000	16000	18000
dB/100 m	21.0	40.0	58.9	87.9	112.0	133.6	153.5	172.3	185.8	190.2	207.4	224.0
Avg.Power kW	1.822	0.954	0.648	0.434	0.341	0.286	0.249	0.222	0.206	0.201	0.184	0.170

K1= 1.1414400 K2= 0.0039360

Calculate Attenuation= K1* √FMhz+K2*FMHz

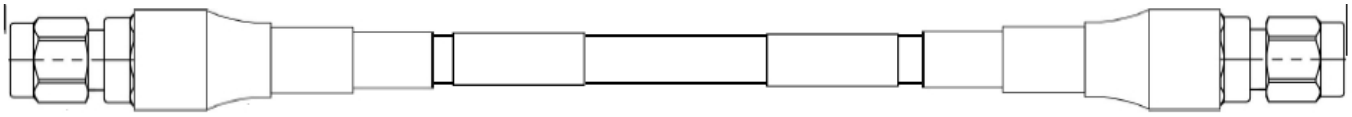

Product Notes

Temp range -55 to +125 deg C

P1dB, Inc. 188 Martinvale Lane, San Jose, CA 95119 +1(408)613-4857

sales@p1dB.com